



hush.
acoustics

Essential Guide

Panel Printing Protocol

Quiet by design

Overview

Thank you for choosing Hush Acoustics for your acoustic panel needs, we appreciate your partnership and will take good care of your project.

Before we proceed with printing your images, we kindly ask you to acknowledge the following document.

In order to provide you with the best printed results for panels, murals, and other acoustic products, we have implemented the protocol listed below, this aims to help designers and other creatives to check if your project meets the minimum requirements before sending it for production.

We are equipped with an innovative hi-end printer, capable of producing very accurate colours and sharp high resolutions, perfect to make your projects become the highlight even more, in a myriad of possibilities!

For a cornerstone of exceptional printing quality, ensuring every detail shines through with unparalleled clarity and precision, we require hi-resolution images or vectors.

Our printed panels can capture the richness of colors, the subtlety of gradients, and the fine nuances of textures, delivering a visual feast for the eyes in addition to acoustic properties.



Felt Printing

Printing on Hush Acoustics' felt offers a unique and tactile way to bring designs to life, adding a touch of uniqueness and sophistication to various projects.

Whether used for panels, murals, or other purposes, printing on Hush Acoustics' felt adds a delightful dimension to the visual and tactile experience, providing a memorable impact on any architecture project.

Our acoustic felt has a soft and fibrous touch, it comes with a natural texture, and absorbs ink differently compared to traditional paper, resulting in a distinctively high-quality matte finish.


Your artwork will be printed on our "Snow" acoustic panel, which provides a white neutral background, the perfect base for any kind of coloured layout.

The porous nature of felt allows for rich color saturation, making it an excellent choice for vibrant and eye-catching prints. Our printer can create excellent gradients and solid colour blocks.


Please be aware that the exception is the black ink 100%. Because of the material absorption, the result will simulate +- 96% black ink when compared to art printed on common paper.



Texture close up · Snow panel felt



Matte finish · 100% Black printed on felt



Comparison: Glossy finish · 100% Black printed on Paper

Layout General Tips

1. Ownership of Content:

By submitting images for printing, you confirm that you either own the copyright to the images or have obtained all necessary permissions from the copyright holder. Hush Acoustics assumes no responsibility for any copyright infringement claims arising from the printing of submitted images.

2. Image Quality:

We recommend submitting high-resolution images or vector based logos for optimal print quality. Hush Acoustics is not responsible for any decrease in image quality that may occur during the printing process if low-resolution images are provided.

3. Color Accuracy:

Please note that colors on the printed product may vary slightly from what appears on your screen. Hush Acoustics is not liable for such variations due to differences in monitor calibration and printing processes, as explained above on the section “Felt Printing”. Please request a printed sample of your layout prior to full panel production.

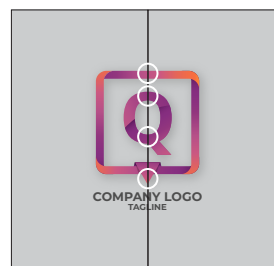
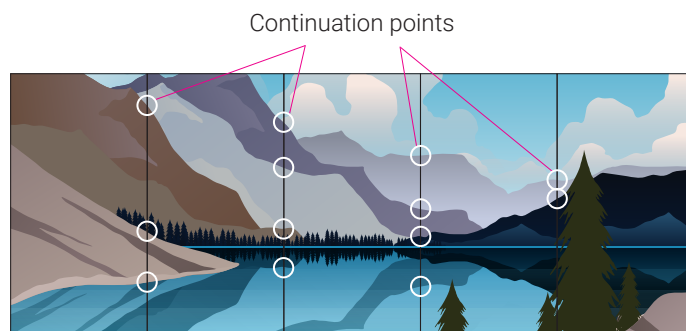
For layouts using Pantone® as a base colour, we recommend checking the Pantone® Uncoated guide, since the printing final result in felt is matte.

4. Colour Matching:

Hush Acoustics provide “Colour Matching” services, where tones and textures originally from Wall Paint, Fabric, and other materials are adapted to felt printing. Please contact your sales representative for more information.

5. Multiple panels:

Please be aware of the panel limits when creating images that require continuation. The panel cut can vary a few millimeters, and might interfere on the final visual result. See example below:



6. Cropping and Sizing:

Our team will do their best to match the size and aspect ratio of the provided layout to be printed in felt. However, slight cropping or resizing may occur. Please check the minimum specs section for crop and image bleeding.

Minimum Specs

For all layouts:

- Minimum of 300 dpi for photos
Formats: JPG, TIFF, PDF
- Vectors preferable for logos or landscapes
Formats: EPS, PDF, AI
- Artwork sent in 1:1 scale
(*please check the purchased product size, add 1cm bleed in all the sides*)
- CMYK colour profile

For printed samples:

- Most of our samples are sent on 25x25cm, please revisit the minimum specs above when creating your layout for samples

Let us know if any assistance is necessary by emailing us at hello@hushacoustics.ca

Colour Option

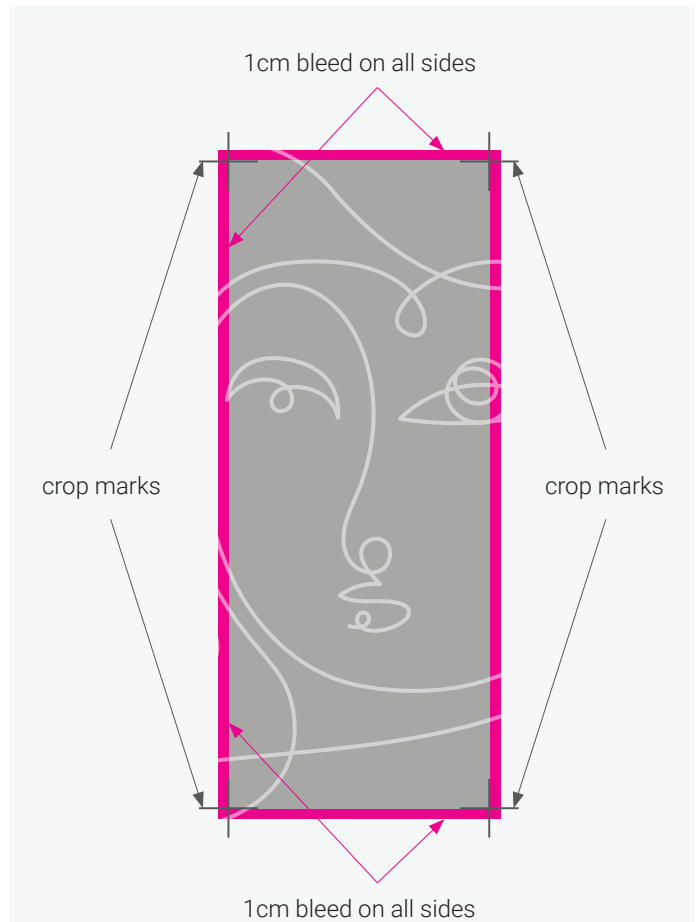


Snow



Fog

Note:
Your layout can be printed on other felt colors depending on the project and the desired end result. Please contact the sales team for more information.



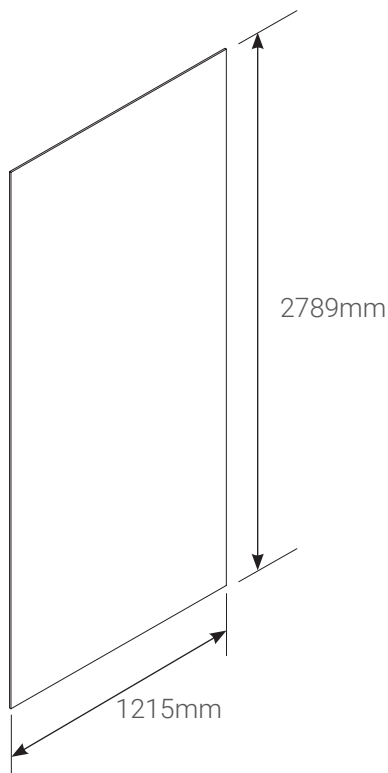
For projects using more than one panel, the bleed will overlap the sides of other parallel images as the example below:



Our design team will check the continuation points, crop marks and bleeds, therefore minimal cut differences may occur, as mentioned on "General Layout Tips" section above.

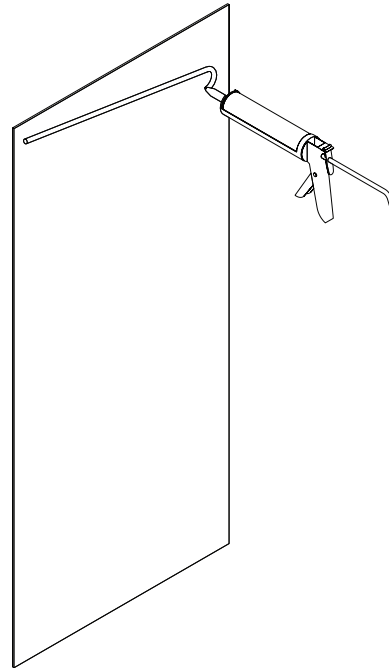
Illustrative image, not to scale

Felt Panel Base




Installation Methods

Construction adhesive



Magnetic fixing



Specifications

- 12mm Material Thickness
- 0.85 NRC rating
- Available in custom sizes
- Construction adhesive or magnetic fixing installation

Hush acoustic panel is manufactured from 100% PET (60% recycled material), comprising of flame-retardant fiber as new material to ensure ASTM E84 class A certification. 'Hush' Panels contain no VOC' (Sept 2018) and has a 'Sound absorption Coefficient: NRC = 0.85. (March 2016). The high strength of PET panels in comparison to its weight is the key to its superior energy efficiency.

Notes

- The printed layer won't affect the acoustic factor of the panels, nor its quality.
- Please read this guide and let us know if you need any help to check if your artwork meets the required specs.
- **Printed Product Inspection:**
It's the client's responsibility to thoroughly inspect the printed product upon receipt. Any defects, damages, or discrepancies must be reported to Hush Acoustics within 7 days of receiving the order.